

NOTES:

- HOLES AND INTERFACE DIMENSIONS PER MIL-PRF-83513/2.
- MATEABLE WITH CONNECTORS MANUFACTURED PER MIL-PRF-83513/1 AND MIL-PRF-83513/3.
- DESIGNED TO BE LASER WELDED TO AN ALUMINUM HOUSING.
- WIRE BOND FLATS SHALL BE .025 MIN LONG, .010 MIN WIDE, AND .007 MIN THICK.
- HERMETIC LEAK RATE: LESS THAN OR EQUAL TO  $1 \times 10^{-9}$  CC/SEC He AT 1 ATM DIFFERENTIAL PRESSURE.
- ELECTRICAL REQUIREMENTS:

INSULATION RESISTANCE: GREATER THAN 5,000 MEGOHMS AT  $500 \pm 10\%$  VDC AT 25°C WHEN TESTED IAW MIL-STD-1344, METHOD 3003.

DIELECTRIC WITHSTANDING VOLTAGE: MUST SHOW NO EVIDENCE OF BREAKDOWN OR FLASHOVER WHEN SUBJECTED TO 600 VAC RMS 60Hz IAW MIL-STD-1344, METHOD 3001. DURATION OF APPLICATION TO BE 1 SEC MIN.

7. MATERIALS:

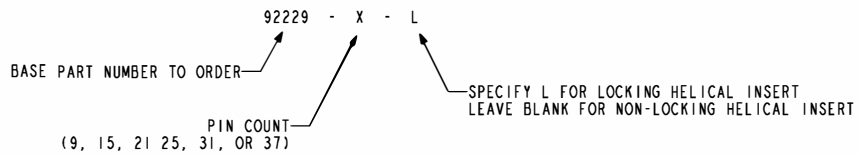
WELD FLANGE: 4XXX SERIES ALUMINUM.  
 CONTACTS: BERYLLIUM-COPPER IAW ASTM B196 OR ASTM B197.  
 INSULATORS: KRYOFLEX 313 PROPRIETARY POLYCRYSTALLINE CERAMIC.  
 INTERFACIAL SEAL: FLUOROSILICONE RUBBER IAW MIL-R-25988, CLASS I, TYPE II, GRADE 60.  
 HELICAL INSERTS: 300-SERIES STAINLESS STEEL.

- FINISH CONTACTS: ELECTROLYTIC NICKEL PLATE IAW QQ-N-290, .000100/.000250 THICK.  
 GOLD PLATE IAW ASTM-B488, TYPE III, CODE A, .000050/.000100 THICK.

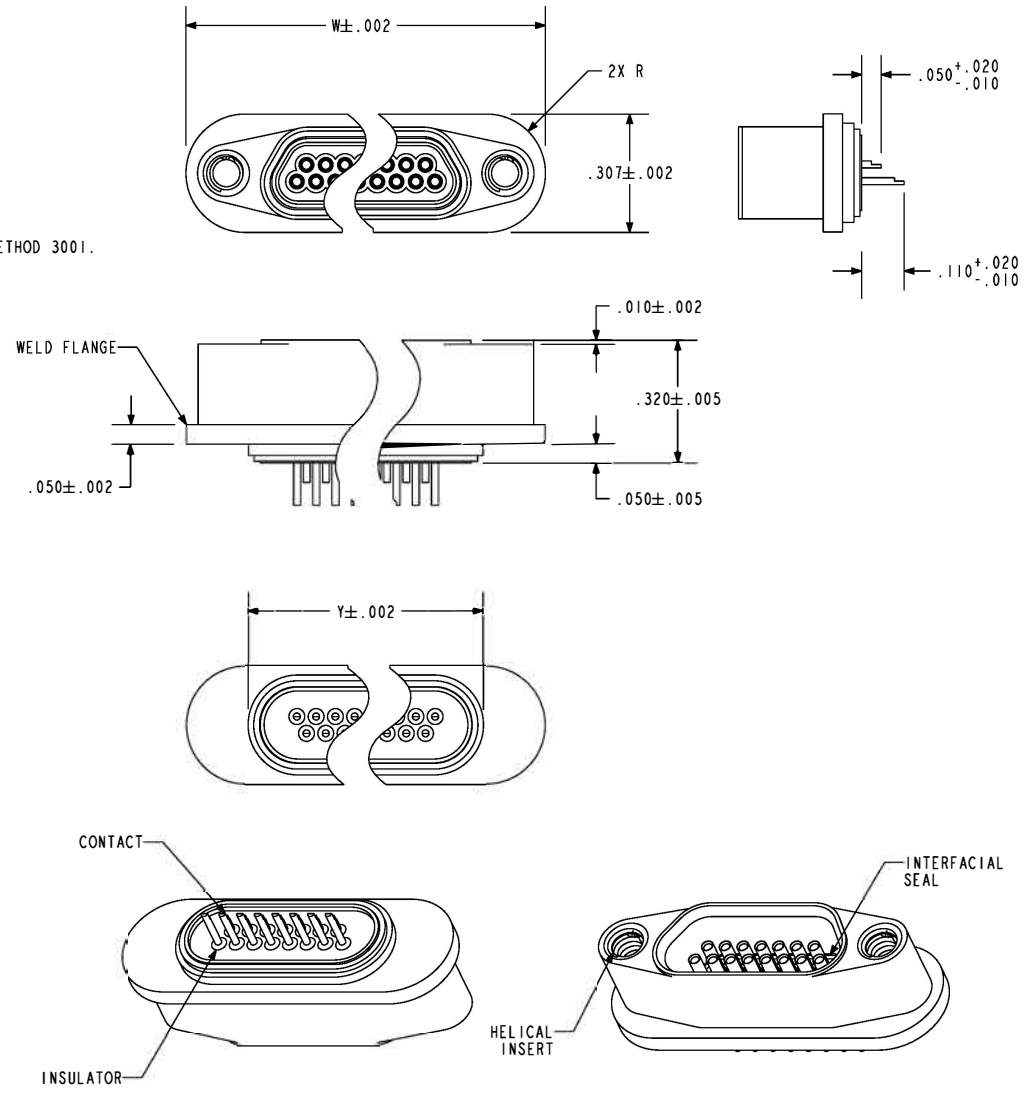
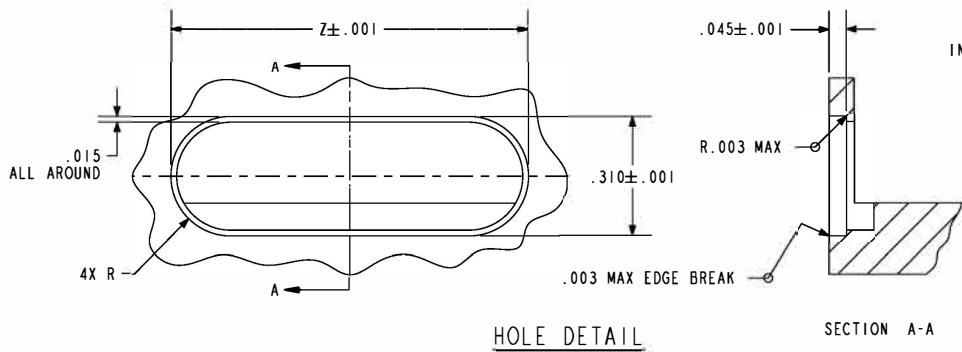
SHELL: CHEMICAL CONVERSION COAT IAW MIL-C-5541, CLASS 1A.

9. ORDERING INFORMATION:

PLEASE SPECIFY ACCORDING TO THE FOLLOWING



NUMBER OF CONTACTS	W	Y	Z
9	.775	.452	.778
15	.925	.602	.928
21	1.075	.752	1.078
25	1.175	.852	1.178
31	1.325	1.002	1.328
37	1.475	1.152	1.478



**P&E**  
 A Division of  
**HERMETICS SOLUTIONS**  
 Quality. Reliability. Technology.

434 Olds Station Rd. Wenatchee WA 98801

TITLE: <b>CONNECTOR, MICRO-D, FLANGED, AL-COMPATIBLE</b>		THIRD ANGLE PROJECTION 	
VERSION P.0		CAGE CODE: 64567	
RELEASE DATE: 01-20-11		DOCUMENT: 0-92229	
<b>SALES DRAWING</b>		SHEET: 1 OF 1	