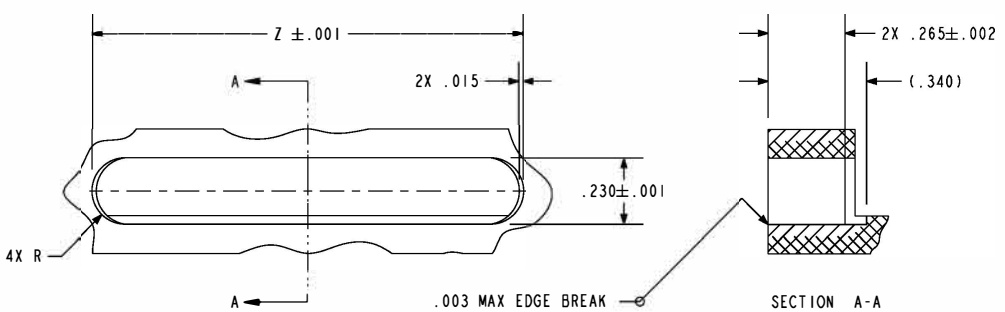


NOTES:

1. HOLES AND INTERFACE DIMENSIONS PER MIL-PRF-83513/2.
2. MATEABLE WITH CONNECTORS MANUFACTURED PER MIL-PRF-83513/1 AND MIL-PRF-83513/3.
3. DESIGNED FOR LASER WELDING TO A STAINLESS STEEL HOUSING.
4. HERMETIC LEAK RATE: LESS THAN OR EQUAL TO 1×10^{-9} CC/SEC He AT 1 ATM DIFFERENTIAL PRESSURE.
5. ELECTRICAL REQUIREMENTS:
 - INSULATION RESISTANCE: GREATER THAN 5,000 MEGOHMS AT $500 \pm 10\%$ VDC AT 25°C WHEN TESTED IAW MIL-STD-1344, METHOD 3003.
 - DIELECTRIC WITHSTANDING VOLTAGE: MUST SHOW NO EVIDENCE OF BREAKDOWN OR FLASHOVER WHEN SUBJECTED TO 600 VAC RMS 60Hz IAW MIL-STD-1344, METHOD 3001. DURATION OF APPLICATION TO BE 1 SEC MIN.
6. MATERIALS:
 - WELD FLANGE: 304L STAINLESS STEEL.
 - CONTACTS: BERYLLIUM-COPPER IAW ASTM B196 OR ASTM B197.
 - INSULATORS: KRYOFLEX 313 PROPRIETARY POLYCRYSTALLINE CERAMIC.
 - INTERFACIAL SEAL: FLUOROSILICONE RUBBER IAW MIL-R-25988, CLASS I, TYPE II, GRADE 60.
 - HELICAL INSERTS: 300-SERIES STAINLESS STEEL.
 - WIRE: 26 AWG PER M22759.
7. FINISH:
 - CONTACTS: ELECTROLYTIC NICKEL PLATE IAW QQ-N-290, .000100/.000200 THICK.
 - GOLD PLATE ASTM B488, TYPE I, CODE A, .000050/.000150 THICK.
8. ORDERING INFORMATION:
 - PLEASE SPECIFY ACCORDING TO THE FOLLOWING: 93577 - X
 - | - PIN COUNT (9, 15, 21, 25, 31, OR 37)
 - | - BASE PART NUMBER TO ORDER

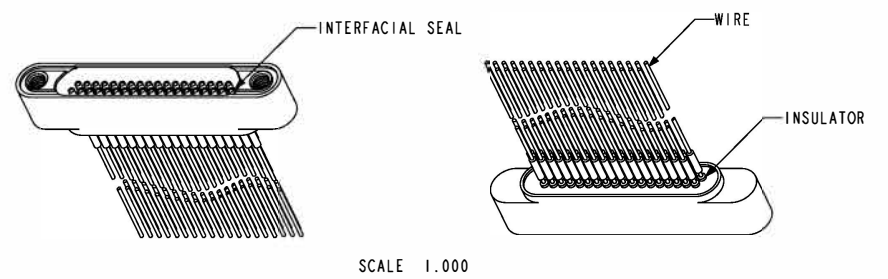
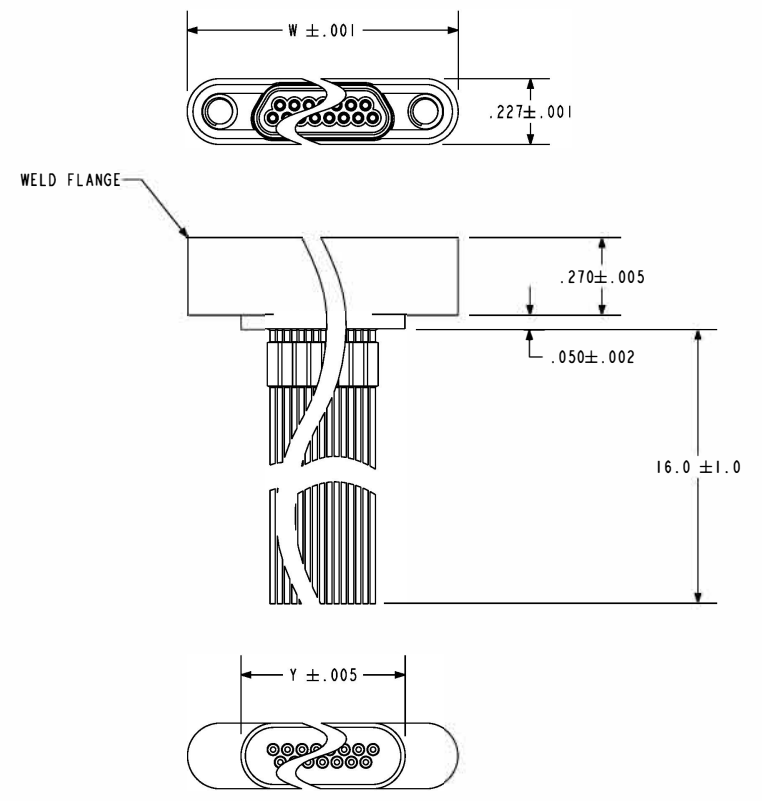
TABLE I

NUMBER OF CONTACTS	W	Y	Z
9	.792	.422	.795
15	.942	.572	.945
21	1.092	.722	1.095
25	1.192	.822	1.195
31	1.342	.972	1.345
37	1.492	1.122	1.495



HOLE DETAIL

VERSION: B.1
RELEASE DATE: 01-19-11



PACAE
A Division of
HERMETIC SOLUTIONS
The Helvac Group
434 Olds Station Rd. Wenatchee WA 98801

TITLE: CONNECTOR, MICRO-D, SST-COMPATIBLE, LOW PROFILE, WIRED		THIRD ANGLE PROJECTION	
CAGE CODE: 64567		DOCUMENT: 0-93577	
SALES DRAWING		SHEET: 1 OF 1	